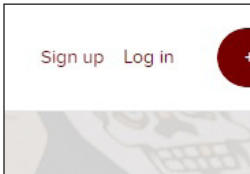
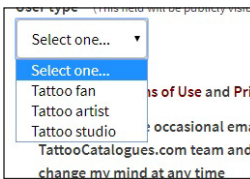


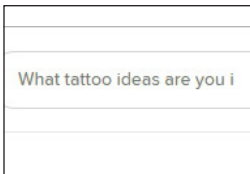
# STEP BY STEP GUIDE FOR TATTOO FANS



**STEP ONE:** Upon loading [www.tattoocatalogues.com](http://www.tattoocatalogues.com), in the top right corner you will find a sign up button. Clicking on this allows you to create a profile, you can link your Facebook for quick integration, or manually enter your details. At the bottom you will be asked if you are a Tattoo Fan, A Tattoo Artist, or a Tattoo Studio. Click the relevant option.



**STEP TWO:** Once you have selected Tattoo Fan, you will instantly have access to the artists registered on our site and their work, you can search in our hot-bar at the top left for a specific design or location you are currently at. Or you can use the selection menu of the left of the designs to pick the options most important to you, and find your perfect tattoo.



**STEP THREE:** Once you've found your tattoo, you can buy it immediately, simply click on the listing and you will be sent to a new screen with the full details of the tattoo. Once you click on buy, you will be sent to a new screen where you can leave a comment for the artist and choose whether you would like to use PayPal or your bank card to purchase the design. Once the artist has accepted your purchase, you are now able to communicate with the artist and get booked in for your new tattoo

